

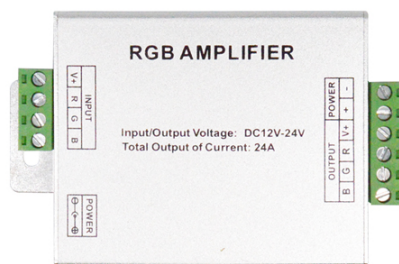
Specifications:

Input Voltage: DC12V~24V

Output Current: 4A, 3CH

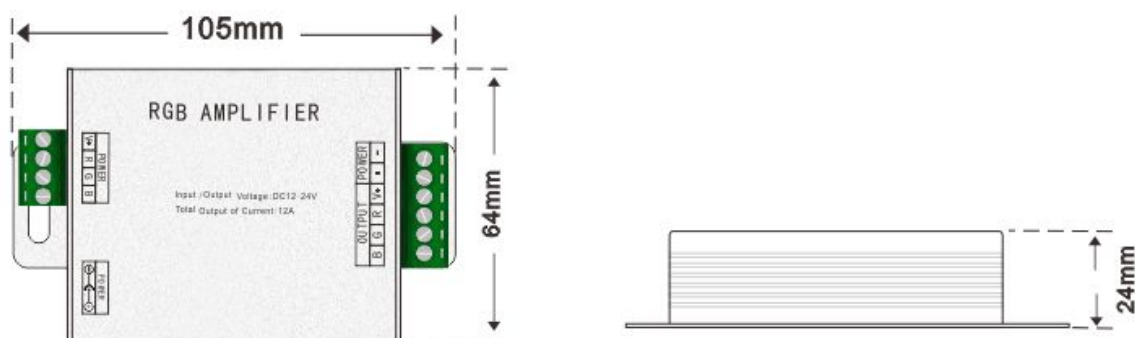

Output Power: 12V/144W 24V/288W

Operating Temp.: -20C~60C

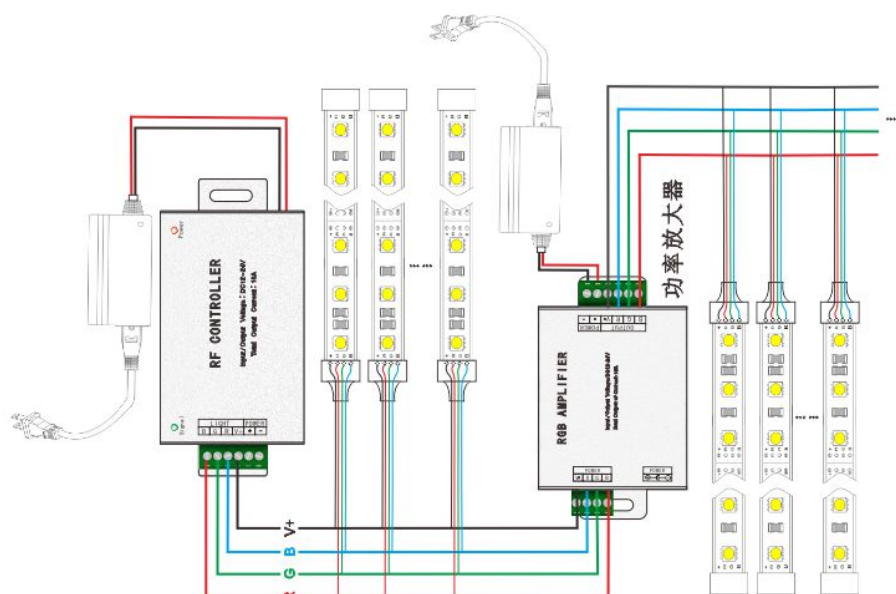


Packing:

PCS	Package Box	Weight	Carton Dimension	Gross Weight
100	117*72*37mm	115g	L420×W290×H300mm	13kg



Connecting Setup:



Note:

1. Supply voltage of this product is DC12V, never connect to others or AC220V.
2. Uses a separate switching power supply for amplifier, the effect is even better.
3. Lead wire should be connected correctly according to grade that connecting diagram offers.
4. This product is not to overload;
5. Warranty of this product is one year, but exclude the artificial situation of damaged or overload working.