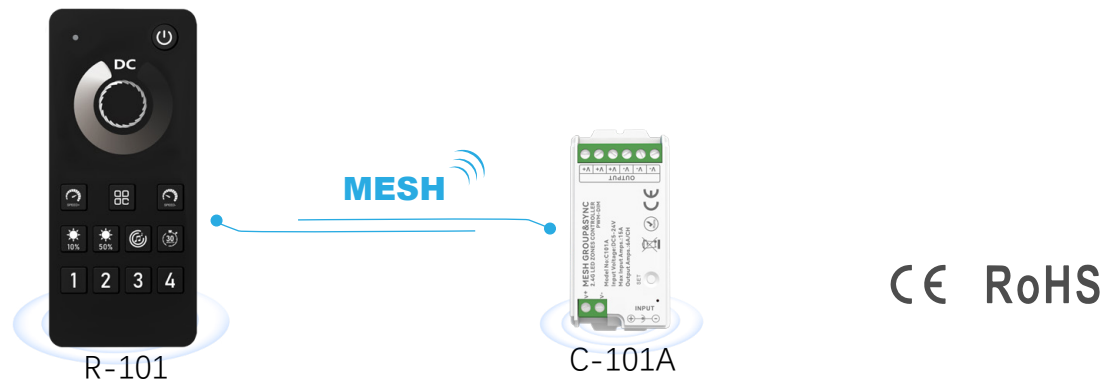


## MESH

R-101+C-101A

DIM LED MESH Grouped controller set



MESH LED controller is our newly developed LED controller series. Can be used with a MESH remote control. The controller has the functions of automatic transmission and automatic synchronization, and the controller adopts the widely used MESH wireless technology, which has the characteristics of low power consumption, stable signal transmission and strong anti-interference.

A compatible remote control can control multiple controllers at the same time. It is widely used in the control of hotel lighting and home lighting.

The device can be divided into 4 independent zones or groups, and partition control can be realized through a single remote control, which is suitable for multi-room or multi-scenario management. A single remote control can manage and synchronize up to 500 controllers, and each controller can be supported by 10 remote controls. For example, the living room, bedroom, kitchen, and corridor can be divided into different areas, which can be switched on and off independently

### Peculiarity

- MESH wireless transmission technology, stable signal and strong penetration.
- Support matching multiple devices, multiple devices can be controlled at the same time, and one remote control can manage and synchronize up to 500 controllers. (Control distance 30 meters)
- Mode, color, brightness can be adjusted according to personal preference, and the color and speed of dynamic mode can be edited.
- PWM (Pulse Width Modulation) technology is adopted to ensure smooth light transition and avoid eye fatigue.
- The device has automatic transmission and synchronization function.
- Support multi-controller cascade, easily cover large-area lighting scenes such as shopping malls, theaters, building facades, etc.

### Device parameters

#### LED controllers

Input voltage	DC 5-24V
Input current	6/CH; 15A max
Access signal	MESH
Control the distance	30M
Size	L75XW36XH17mm
Authentication	CE,ROHS

#### Environment

Operating temperature	Ta:-20°C ~ +60°C
Maximum temperature of the case	Tc:+65°C
IP rating	IP20

#### Wrap

Package size	L7.6XW3.7XH2.1cm/0.04kg
Box size (100 pcs)	L19XW16XH12cm/4.2kg

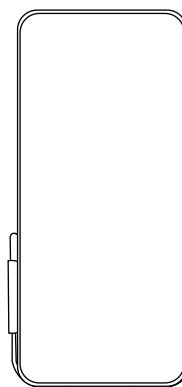
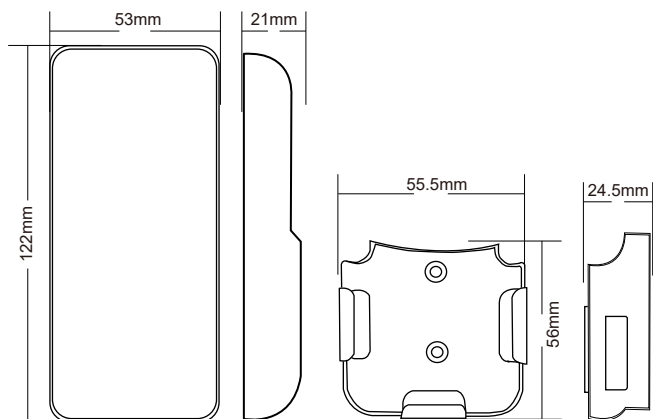
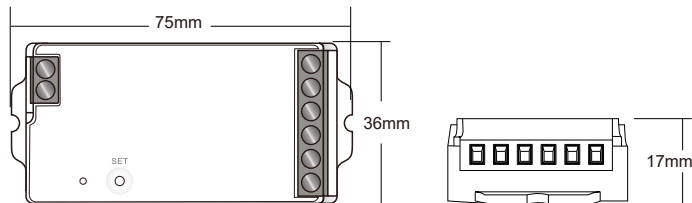
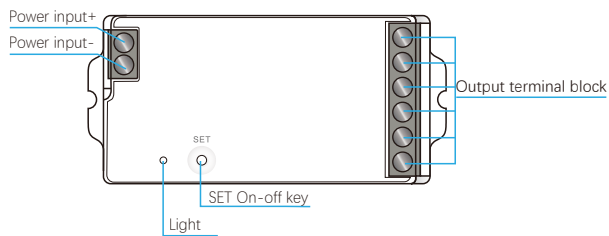
#### LED remote control

Voltage	3V(AAA*2PCS)
Operating current	10mW
Transmission frequency	MESH (2.4GHz)
Standby power consumption	15μA
Transmit power	6dBm
Dimming range	1-100% Infinitely dimming
Remote control distance	30M
Size	L122XW53XH21mm
Operating temperature	Ta:-20°C ~ +60°C
Authentication	CE,ROHS

#### Wrap

Package size	L13XW5.8XH2.7cm/0.105kg
Box size (100 pcs)	L27XW30XH15cm/11kg

### Equipment mechanism and installation

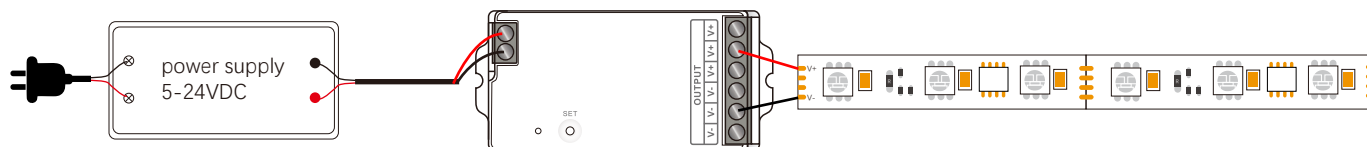


There are two ways to fix the remote control back:  
1: Fix the remote control back brest to the wall with two screws.  
2: Fix the remote control back brest on the wall with 3M glue.

## Wiring diagram of the device

### Connect the strip light

AC100-240V



## Description of the function of the remote control



R-101 Remote Control Mode Comparison Table

Dynamic Mode Comparison Table

S/N	MODE	S/N	MODE
1	flashing	2	Breathe




Note: The brightness is adjustable and the speed is adjustable

Music Mode Comparison Table

S/N	MODE	S/N	MODE
1	Flash along with the music	2	Breathe along with the music

Note: The brightness and speed are not adjustable in music mode

Device code matching & cancellation

function		Button mode	Power-off mode
 'SET'key	ON/OFF	Short press (release within 1s)	N/A
 MESH Remote Control	The remote control is paired	Press (3S) The indicator light flashes quickly	3 Times
	Clean up and reset	Press and hold (10S) to The controller indicator flashes quickly	10 Times



System wiring diagram



DIM MESH Grouping remote controls

DIM LED MESH Grouping controllers

Safety Precautions

- 1. The remote control is a precision electronic product, please do not use it in a humid or high temperature environment for a long time. If not in use for a long time, remove the battery and store it in a cool, dry place.
- 2. Do not use this device in a large area of metal or in an environment with strong electromagnetic waves nearby, otherwise it will seriously affect the control distance
- 3. Please check whether the input voltage of the constant voltage power supply meets the requirements of the controller, and check whether the connection of the cathode and anode is correct.
- 4. The working voltage is DC 5~24V, if the voltage is higher than 24V, the controller will be damaged.
- 5. Non-professional users cannot directly disassemble the controller, otherwise it may cause fire and electric shock.
- 6. The working temperature (Ta) is -20~60°C; Do not use the appliance in direct sunlight, humidity, or other high-temperature areas.
- 7. When the equipment load reaches 15A, the wire diameter must be more than 1.5 square millimeters
- 8. When the device load exceeds 10A, the connection cable from the DC port to the LED strip must be shorter than 40cm.
- 9. Please install the device in a good heat dissipation area.