



C300A Series +SMESH Series Remote Control

Waterproof IP68 MESH LED CONTROLLER +MESH REMOTE CONTROL SET

CE RoHS



Compatible remote controls A single device can support 10 remote controls at the same time



IP68 Waterproof MESH LED Controller is a LED product with IP68 waterproof performance, which is used to control various lamps with led as light source, and its controller can support MESH signals.

The connection adopts the advantages of waterproof interface, shell laser marking is not easy to fall, flexible and fast operation, convenient wiring, etc., which can be widely used in outdoor, decoration scene lighting and other places

peculiarity

- MESH wireless transmission technology, stable signal and strong penetration.
- Support matching multiple devices, multiple devices can be controlled at the same time, and one remote control can manage and synchronize up to 500 controllers. Each controller can be supported by 10 remote controls.(Control distance 30 meters)
- The brightness of the remote control can be adjusted according to personal preference, and the brightness and speed of the dynamic mode can be edited.
- Device click to run and automate, automatic transfer and synchronization function.
- PWM (Pulse Width Modulation) technology is adopted to ensure smooth light situation and avoid eye fatigue.
- Support multi-controller cascade, easily cover large-area lighting scenes such as shopping malls, theaters, building facades, etc.
- With IP68 protection level, it can completely prevent dust from entering, and can work normally in a long-term immersion environment, can resist heavy rain, water splash, soaking, etc., and is suitable for outdoor humid environments, underwater environments and indoor high-humidity places

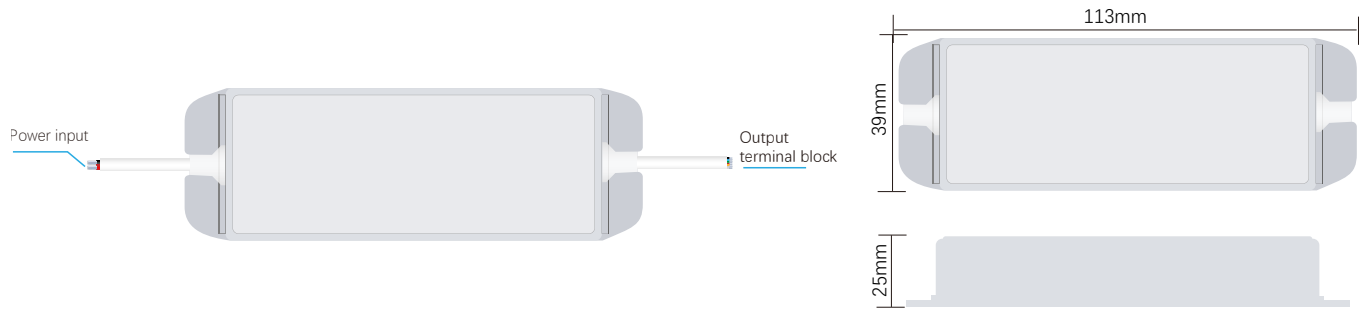
Device parameters

LED controllers		LED remote control	
Input voltage	DC 12-24V	voltage	3V(AAA*2PCS)
Input current	6/CH; 15A max	Operating current	10mW
Access signal	MESH	Transmission frequency	MESH (2.4GHz)
Control the distance	30M	Transmit power	6dBm
Size	L113XW39XH25mm	Color temperature range	2700K-6500K
Authentication	CE,ROHS	Dimming range	1-100% Infinitely dimming

Environment	
Operating temperature	Ta:-20℃~+60℃
Maximum temperature of the case	Tc:+65℃
IP rating	IP68
Wrap	
Package size	L13.5XW8.3XH5.5cm/0.1756kg
Box size (100 pcs)	L42XW29XH30cm/6kg

Remote control distance	30M
Size	L122XW53XH21mm
Operating temperature	Ta:-20℃~+60℃
Authentication	CE,ROHS
Wrap	
Package size	L13XW5.8XH2.7cm/0.105kg
Box size (100 pcs)	L27XW30XH15cm/11kg

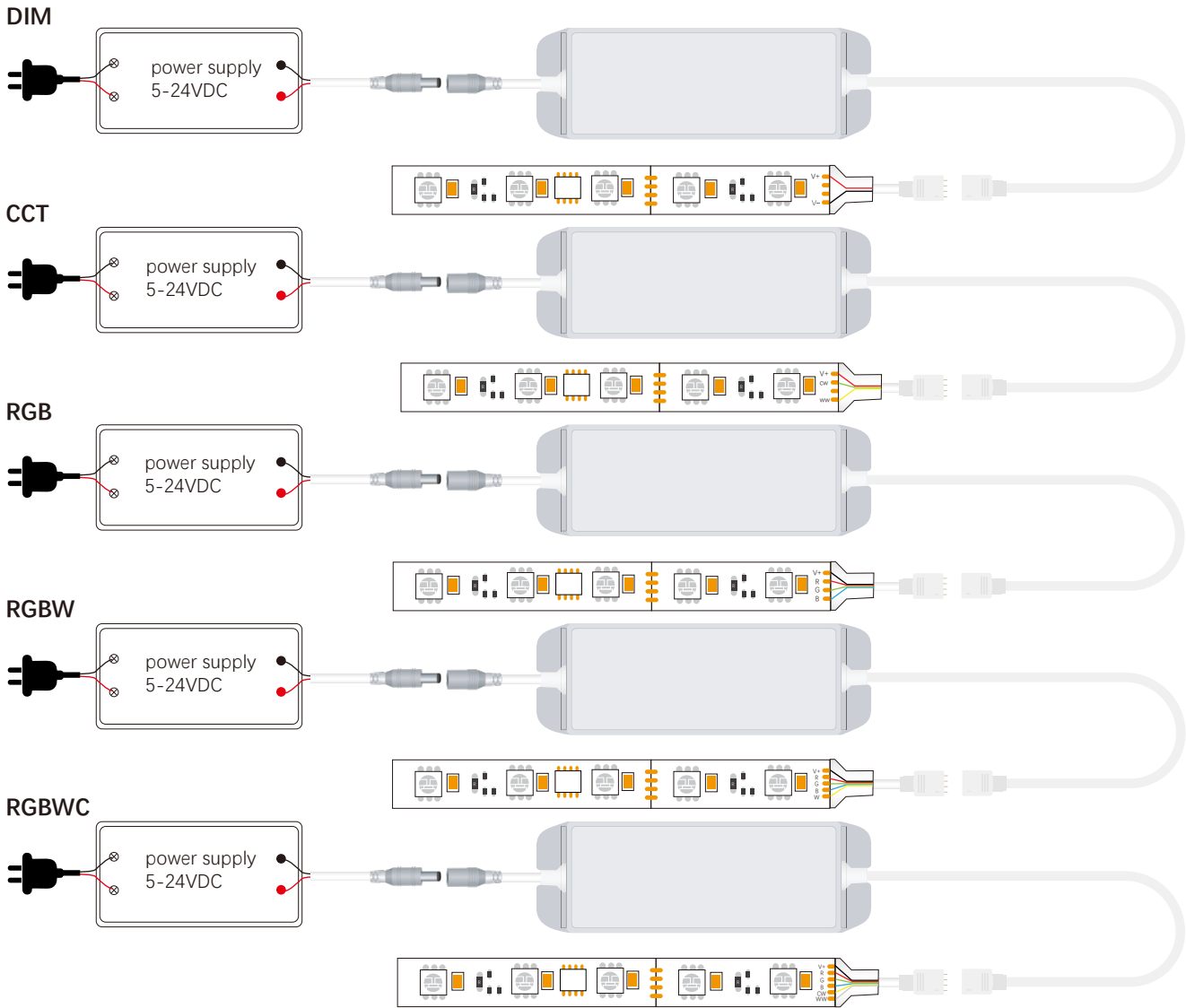
## Equipment mechanism and installation



## Wiring diagram of the device

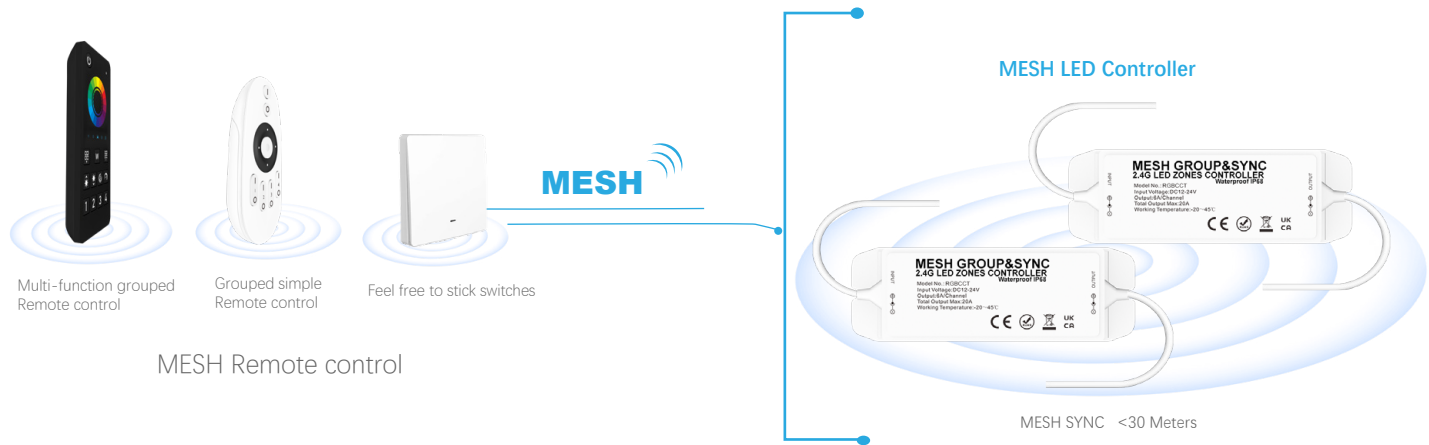
### Connect the strip light

AC100-240V



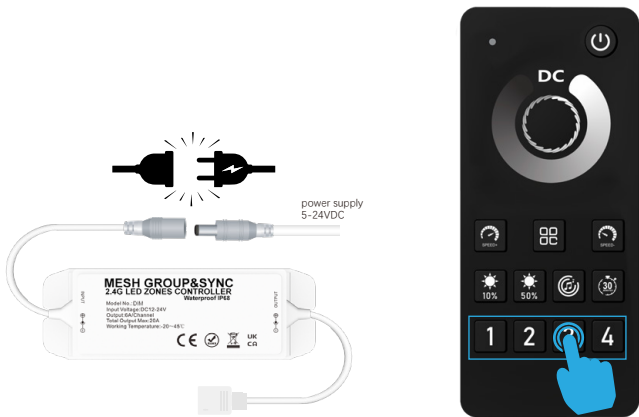
Schematic diagram of the control connection

MESH wireless communication technology



Product function description & reset the device

function		Power-off mode
'SET'key	ON/OFF	N/A
MESH Remote Control	The remote control is paired	3 Times
Clean up and reset		10 Times

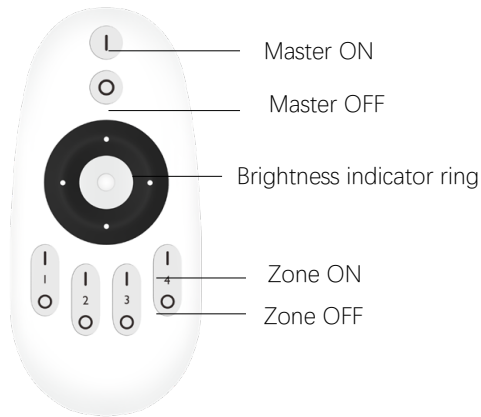


Description of the function of the remote control

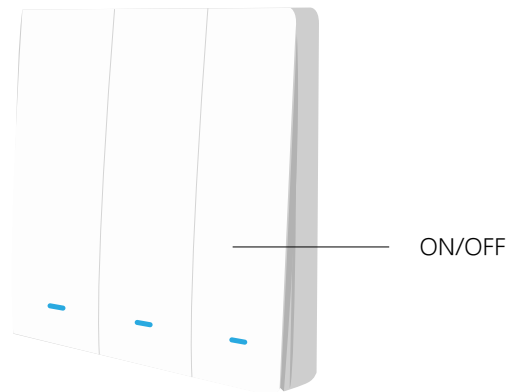
Multi-function grouped remote control

Main ON/OFF button    **1 2 3 4** Grouping key    Short press; Select the key function. Long press; Perform key functions.

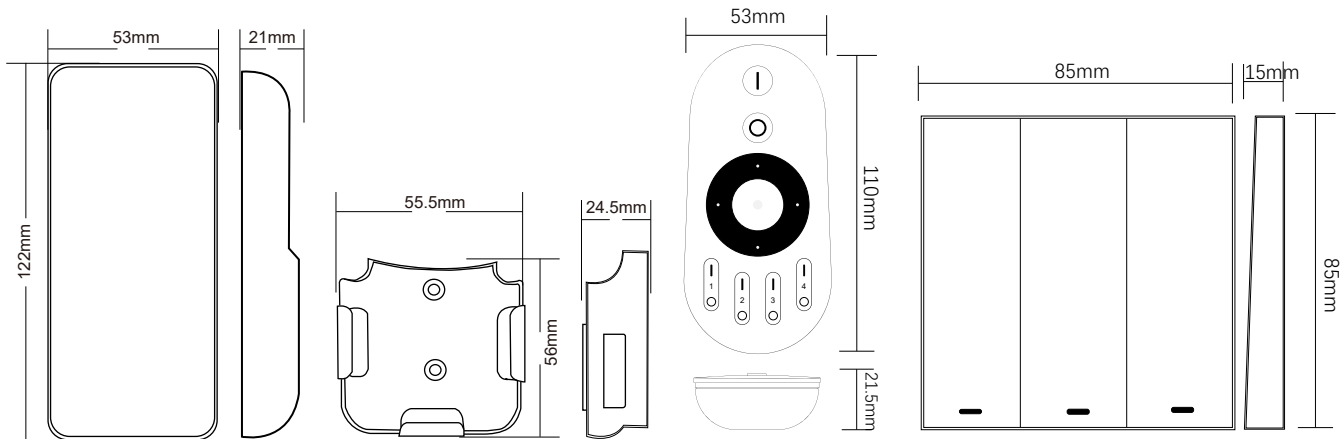




Grouped simple Remote control



Feel free to stick switches



## Safety Precautions

1. The remote control is a precision electronic product, please do not use it in a humid or high temperature environment for a long time. If not in use for a long time, remove the battery and store it in a cool, dry place.
2. Do not use this device in a large area of metal or in an environment with strong electromagnetic waves nearby, otherwise it will seriously affect the control distance
3. Please check whether the input voltage of the constant voltage power supply meets the requirements of the controller, and check whether the connection of the cathode and anode is correct.
4. The working voltage is DC 5~24V, if the voltage is higher than 24V, the controller will be damaged.
5. Non-professional users cannot directly disassemble the controller, otherwise it may cause fire and electric shock.
6. The working temperature (Ta) is -20~60°C; Do not use the device in direct sunlight, humidity, or other high-temperature areas.
7. When the equipment load reaches 15A, the wire diameter must be more than 1.5 square millimeters
8. When the device load exceeds 10A, the connection cable from the DC port to the LED strip must be shorter than 40cm.
9. Please install the device in a good heat dissipation area.